


KCIA Student Services

Engagement, Demographics
and Services

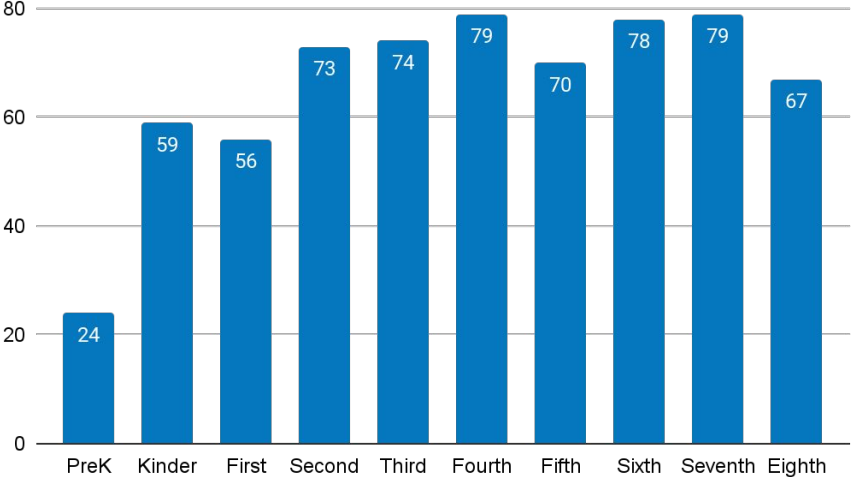


Engagement Measures

KCIA Enrollment Update

Updated August 20, 2024

Enrollment by Grade



Total Enrollment



24
PreK @ DL



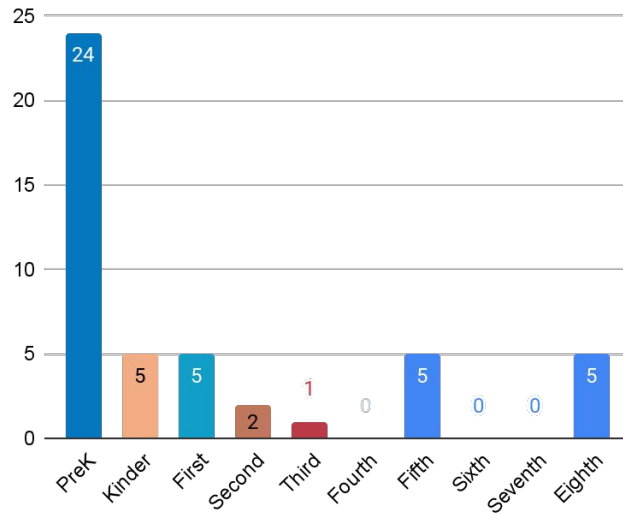
635
K-8th

659
Total PreK-8th

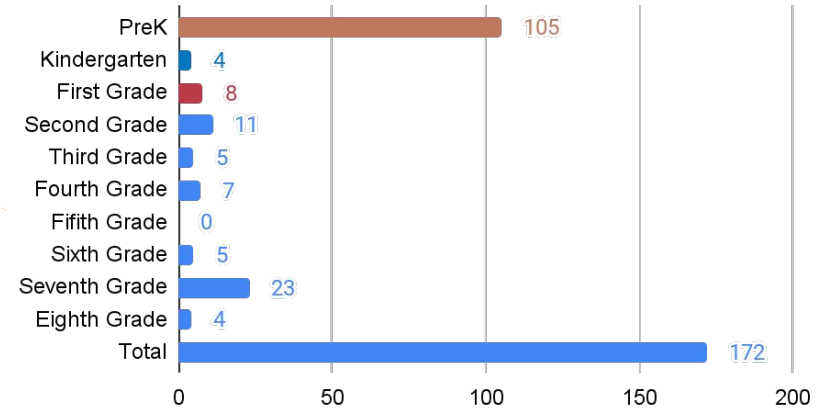
Open Seats and Waitlist Count

Updated August 20, 2024

KCIA Seat Availability



Current Waitlist Count by Grade



Demographics

Countries of Birth

KCIA students come from 31 countries. Currently 33% of our students are immigrants or refugees. Refugee students may belong to a nationality that is not the same as his/her birth country. Refugee families are often forced to flee their countries of nationality to the safety of a nearby refugee camp or evacuation point. Many of our students are born in refugee camps before arriving in the United States. For example, a student may have been born in Slovakia but his/her nationality is Somali.

Afghanistan Burundi Cameroon Central African Republic Chad Colombia Cuba Djibouti
Egypt Eritrea Ethiopia Guatemala Honduras Iraq Kenya Malawi Myanmar Mexico
Nicaragua Peru South Africa Slovakia Somalia Sudan El Salvador Syria
Tanzania Thailand Turkey Uganda United States Vietnam Zaire

Home Languages

KCIA families speak 20 languages. Both written and spoken home-school communication is routinely translated and provided as options for parents in addition to English communication.

Arabic	MaiMai	Burmese	English
French	Karen	Kinyarwanda	Marshallese
Dari	Pashto	Farsi	Somali
Spanish	Swahili	Kiswahili	Vietnamese
Mashaguli	Amharic	Oromo	Songolo

Student Demographics

